

IQOS  
ILUMA



This is the safety alert symbol. It is used to alert you to potential physical injury hazards.

ENGLISH

## SAFETY WARNINGS AND INSTRUCTIONS

**PLEASE READ ALL SAFETY WARNINGS AND INSTRUCTIONS BEFORE USE TO AVOID INJURY.**

**These safety warnings and instructions cannot cover all possible conditions that could occur and users should exercise care and caution.**

## KEEP THESE SAFETY WARNINGS AND INSTRUCTIONS FOR FUTURE REFERENCE AS THEY CONTAIN IMPORTANT INFORMATION.

These Safety Warnings and Instructions are applicable to IQOS ILUMA™ and IQOS ILUMA PRIME™

### Intended Users

- IQOS ILUMA™, IQOS ILUMA PRIME™ and SMARTCORE STICKS are for adult (18+) use only. Adult wherever mentioned in this document refers to 18+ smokers, tobacco or nicotine users.
- IQOS ILUMA™, IQOS ILUMA PRIME™ and SMARTCORE STICKS are for adults who would otherwise continue to use tobacco or nicotine-containing products.
- Children and adolescents should never use IQOS ILUMA™, IQOS ILUMA PRIME™ or SMARTCORE STICKS under any circumstances.
- This product should not be used by persons with reduced physical, sensory or mental capabilities or lack of knowledge unless they have been given supervision or instruction to use the product in a safe way and understand the hazards involved.

### Tobacco and Nicotine

- SMARTCORE STICKS contain nicotine, which is addictive.
- IQOS ILUMA™, IQOS ILUMA PRIME™ and SMARTCORE STICKS are not risk-free. The best way to reduce tobacco-related health risks is to quit tobacco and nicotine use altogether.
- Some users may experience abdominal pain, chest pain, choking sensation, cough, difficulty breathing, dizziness, dry mouth, dry throat, gingivitis, headache, malaise, nasal stuffiness, nausea, mouth irritation, palpitations, throat irritation, and vomiting.
- Nicotine-containing products should not be used by people who have or are at risk of heart diseases, are diabetic, or are epileptic or are experiencing seizures.
- Nicotine-containing products should not be used during pregnancy or while breast-feeding. If you are pregnant, breast-feeding or think you may be pregnant, you should quit tobacco and nicotine use altogether.

- Stopping smoking or switching to IQOS ILUMA™ or IQOS ILUMA PRIME™ and SMARTCORE STICKS or other nicotine-containing products may require the adjustment of the dosing of certain medicines (e.g. theophylline, clozapine, ropinirole). You should consult a health care professional before adjusting any medicine.
- If you have questions about whether you should use IQOS ILUMA™, IQOS ILUMA PRIME™ or SMARTCORE STICKS given an existing health condition, you should consult a health care professional.

### **IMPORTANT SAFETY INFORMATION**


#### **WARNING** Choking, Ingestion and Handling Hazard

- Keep IQOS ILUMA™, IQOS ILUMA PRIME™ and SMARTCORE STICKS out of reach of children and pets at all times.
- Do not swallow SMARTCORE STICKS. CHOKING HAZARD and INGESTION HAZARD — SMARTCORE STICKS contain small metal parts with sharp edges.
- INGESTION HAZARD
  - Swallowed SMARTCORE STICKS can cause serious injury to internal organs due to small metal parts with sharp edges.
  - Swallowed SMARTCORE STICKS can pose a risk of nicotine intoxication.
  - If SMARTCORE STICKS are swallowed, seek medical attention immediately.
- HANDLING HAZARD — Do not take apart SMARTCORE STICKS as they contain small metal parts with sharp edges. Always dispose of SMARTCORE STICKS immediately after use according to local waste disposal regulations.

#### **WARNING** Electronic and Battery Hazards

### Electrical Risks

Failure to follow these Safety Warnings and Instructions could result in fire, explosion, electric shock, injury, or damage to the product or other property:

- Only Intended Users should use IQOS ILUMA™ and IQOS ILUMA PRIME™.
- Do not use IQOS ILUMA™ or IQOS ILUMA PRIME™ where the use of electronic devices is prohibited.
- Do not charge or use IQOS ILUMA™, IQOS ILUMA PRIME™ or accessories if damaged, tampered with or broken.
- Do not use IQOS ILUMA™ or IQOS ILUMA PRIME™ if the battery appears to be leaking.
- Only charge IQOS ILUMA™ and IQOS ILUMA PRIME™ indoors, as indicated by symbol , using a manufacturer-approved Charging Cable

(supplied in the box) and Power Adaptor (supplied in the box), for charging purposes. Do not use accessories not approved by manufacturer. Refer to 'Technical Data' section for details applicable to the mobility kit you purchased.

- This product must only be charged using Safety Extra Low Voltage. Refer to the Technical Data section of this User Guide for details.
- Do not use, charge, or store IQOS ILUMA™ or IQOS ILUMA PRIME™ in places with high temperatures (such as inside a car in summer, or near heat sources such as radiators or fires).
- Do not use IQOS ILUMA™ or IQOS ILUMA PRIME™ where flammable materials, liquids and gases are present.
- IQOS ILUMA™, IQOS ILUMA PRIME™, Power Adaptor and Charging Cable should not be exposed to any liquid. Do not touch them if they become wet or have been immersed in any liquid.
- Do not clean the device with any cleaning agent.
- Clean the USB charging port of the IQOS ILUMA™ and IQOS ILUMA PRIME™ periodically to avoid accumulation of foreign matters (such as dust particles), and inspect USB port for foreign materials before using USB connector.
- Handle with care. Do not drop IQOS ILUMA™ or IQOS ILUMA PRIME™ or subject them to strong shock.
- This product contains no user-serviceable parts. Do not attempt to open, modify, service, disassemble

or repair any component of IQOS ILUMA™ or IQOS ILUMA PRIME™ or to replace any of the components or batteries.

- IQOS ILUMA™ and IQOS ILUMA PRIME™ Pocket Charger and Holder are not compatible with previous IQOS generations. Do not attempt charging IQOS ILUMA™ or IQOS ILUMA PRIME™ Holder in any previous IQOS generation Pocket Charger. Do not attempt to charge any previous IQOS generation Holder in IQOS ILUMA™ or IQOS ILUMA PRIME™ Pocket Charger.
- Do not use this product if it has been exposed to excessive cold, heat or moisture.
- Do not touch IQOS ILUMA™ or IQOS ILUMA PRIME™ and/or their accessories if they overheat, spark, fume, ignite, or burn. If applicable and possible, use caution to shut off or disconnect power supply.
- Do not attempt to insert any object in the heating chamber other than SMARTCORE STICKS.
- Device can only be operated  $>0^{\circ}\text{C}/<40^{\circ}\text{C}$ .
- SMARTCORE STICKS are single use only and should never be re-used, lit with a match, lighter or any other flame source.

#### **Battery Risks**

IQOS ILUMA™ and IQOS ILUMA PRIME™ are powered with sealed Lithium-ion (Li-ion) batteries. Under normal conditions of use, the battery is sealed. If you notice that battery fluid leaks, follow these precautions:

- If fluid from leaked battery is swallowed, seek medical attention immediately. Do not induce vomiting or ingest food or drink.

- If vapor from leaked battery is inhaled, get fresh air and seek medical attention.
- If fluid from battery is in contact with skin, wash the affected area, including hands and do not touch eyes.
- If fluid from leaked battery is in contact with eyes, immediately flush with clean running water for at least 15 minutes and seek medical attention.

### **⚠ CAUTION Thermal Burn Risk**

Failure to follow these Safety Warnings and Instructions could result in thermal burns:

- Store IQOS ILUMA™ or IQOS ILUMA PRIME™ and SMARTCORE STICKS in a clean, dry, and cool place.
- Do not expose IQOS ILUMA™ or IQOS ILUMA PRIME™ and SMARTCORE STICKS to high humidity conditions or direct sunlight.
- Do not use SMARTCORE STICKS that have been exposed to excessive heat or moisture.
- Do not remove SMARTCORE STICK while in use.

### **⚠ CAUTION Allergic Reaction Risk**

- Using IQOS ILUMA™ or IQOS ILUMA PRIME™ and SMARTCORE STICKS could cause an allergic reaction, such as swelling of the face, lips, tongue, gums, throat, or body, difficulty breathing, or wheezing.
- Stop using IQOS ILUMA™ or IQOS ILUMA PRIME™ and SMARTCORE STICKS and seek medical attention immediately if you experience any of the symptoms above as they may indicate a serious allergic reaction.

### **Use of SMARTCORE STICKS**

- Only use IQOS ILUMA™ and IQOS ILUMA PRIME™ with SMARTCORE STICKS specifically designed for IQOS ILUMA™ and IQOS ILUMA PRIME™ devices.
- Never use IQOS ILUMA™ or IQOS ILUMA PRIME™ with a cigarette or similar products.
- Do not use SMARTCORE STICKS with previous IQOS device generations.
- Do not swallow SMARTCORE STICKS. Do not modify SMARTCORE STICKS in any way or add any substance to SMARTCORE STICKS. Doing so may cause injury.

### **Storage**

- Device must be stored in a clean, dry, and cool place. Do not store in temperatures above 60°C.
- Store in a place inaccessible to children.


### **Reporting of adverse events or incidents**

- If you experience any unwanted health effect when using IQOS ILUMA™, IQOS ILUMA PRIME™ and/or SMARTCORE STICKS, consult a health care professional.
- You can report any adverse event or incident directly by contacting your local Customer Care (details can be found in the Customer Care & Warranty booklet). By reporting side effects, you can help provide more information on the safety of this product.

## TECHNICAL DATA


### Holder:

IQOS ILUMA™ and IQOS ILUMA PRIME™  
Model C1402

Battery type: Li-ion  
rechargeable battery  
Input: 5 V  1.6 A

### Pocket Charger:


IQOS ILUMA PRIME™  
Model C1502

Battery type: Li-ion  
rechargeable battery  
Input: 5 V  2 A  
Bluetooth® 5.0

### Pocket Charger:

IQOS ILUMA™  
Model M0001

Battery type: Li-ion  
rechargeable battery  
Input: 5 V  2 A  
Bluetooth® 5.0

The IQOS ILUMA™ and IQOS ILUMA PRIME™ Pocket Chargers are marked with the symbol  followed by "SxxAxx," which indicates the IQOS ILUMA™ and IQOS ILUMA PRIME™ Pocket Chargers can only be charged using one of the approved Power Adaptor models listed below.

### Power Adaptor:

Model: S52A21, S21A20, S21A22, S21A23, S21A25, S21A27, S82A40, S82A41, S82A42, S82A43, S82A45, S82A46

Input: 100 V-240 V~50-60 Hz 0.3 A

Output: 5 V  2 A

Output power: 10.0 W

Average active efficiency: 79.0%

No load power consumption: <0.09 W

### Use with Charging Cable

## INFORMATION FOR DISPOSING OF IQOS ILUMA™ AND IQOS ILUMA PRIME™

### Please ensure compliance with applicable laws for disposing responsibly



This symbol on the product or on its packaging indicates that this product and its individual parts (including batteries) must not be disposed of with your other household waste. Instead, it is your responsibility to dispose of your waste equipment by bringing it to a designated collection point for the recycling of waste electrical and electronic equipment. In addition, waste batteries can be returned free of charge at the point of sale. The separate collection and recycling of your waste equipment (including batteries) at the time of disposal will help to conserve natural resources and ensure that it is recycled in a manner that protects human health and the environment. Disposing of waste equipment as unsorted municipal waste (e.g. by waste incineration or land filling) can have negative effects on the environment and human health. For more information about where you can drop off your waste equipment for recycling, please contact your local city office, your local household waste disposal service or the shop where you purchased the product.

**Batteries must not be removed by the consumer. At end of product life, only an authorized recycler may safely remove batteries by following the steps below.**

## **BATTERY REMOVAL INSTRUCTIONS (FOR DISPOSAL AND RECYCLING BY AUTHORIZED RECYCLER)**

**IQOS ILUMA PRIME™ Pocket Charger (Model C1502):**

- Step 1: The device should be fully discharged before disassembling it.
- Step 2: Remove/peel off the rubber pad from the Pocket Charger Wrap Cover.
- Step 3: Remove the 2 screws.
- Step 4: Remove Wrap Cover by sliding and wiggling vertically slowly away from Metal Housing, then remove the 2 screws of the frame.
- Step 5: Detach all Flexible Printed Circuits and connector to remove the charger Printed Circuit Board.
- Step 6: Remove battery by tilting it up and dispose of according to local regulations.

**IQOS ILUMA™ Pocket Charger (Model M0001):**

- Step 1: The device should be fully discharged before disassembling it.
- Step 2: Remove Door Cover with fingers.
- Step 3: Open door and unscrew bottom and top screw.
- Step 4: Remove Charger Housing.
- Step 5: Unscrew the electronic circuit board (1 screw only).
- Step 6: Unplug battery connector on the circuit board. Do not cut battery wires.
- Step 7: Remove battery by tilting it up and dispose of according to local regulations.

**IQOS ILUMA™ and IQOS ILUMA PRIME™ Holder (Model C1402):**

- Step 1: The device should be fully discharged before disassembling it.
- Step 2: Open the Ring.
- Step 3: Open the retainer cap, slide out the assembly out from housing.
- Step 4: De-solder the battery tab and lifted it up.
- Step 5: Remove battery and dispose of according to local regulations.

### **Confirmation of Compliance**

Hereby, Philip Morris Products S.A. declares that IQOS ILUMA™ and IQOS ILUMA PRIME™ are in compliance with the essential requirements and other relevant provisions of Directive 2014/53/EU. The official Declaration of Conformity may be found at: [www.pmi.com/declarationofconformity](http://www.pmi.com/declarationofconformity)  
IQOS ILUMA™ and IQOS ILUMA PRIME™ operate within 2.402 – 2.480 GHz frequency band with a maximum RF output power below 10.0 dBm.

This device complies with the RF exposure limits and has been evaluated in compliance with portable exposure condition according to the EN 62311:2008. Designed and manufactured under the authority of Philip Morris Products S.A., Quai Jeanrenaud 3, 2000 Neuchâtel, Switzerland.



The Bluetooth® word mark and logos are registered trademarks owned by the Bluetooth SIG, Inc. and any use of such marks by Philip Morris Products S.A. and its affiliates is under license. Other trademarks and trade names are those of their respective owners.

For further information regarding the firmware license for IQOS ILUMA™ and IQOS ILUMA PRIME™, please contact your local seller.

Not all devices listed in these Safety Warnings and Instructions are included in this mobility kit.

© 2021 Copyright Philip Morris Products S.A.

