

Explore the flavourful world
of VEEV ONE™
**Register here to activate
our unique variety of services.**

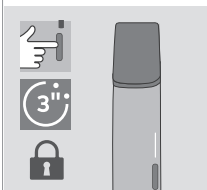


veev-vape.com/activate

Also visit veev-vape.com/warranty
to learn more about your warranty
and to get hints and tips
for your device.

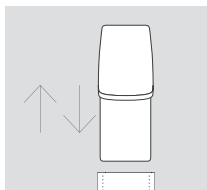
VEEV ONE™ Electronic Cigarette User Guide

Before first use, it is recommended to fully charge your device as per Safety Warnings and Instructions.



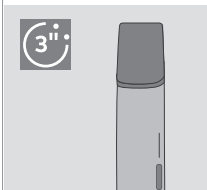
TURN ON

Press and hold the Button (3-4 seconds) until the Status Lights ramp-up slowly to the level of battery charge. Release the Button to start using your VEEV ONE™ device.



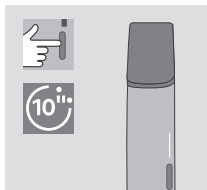
CHANGE POD

You can change the VEEV ONE™ pod while your VEEV ONE™ device is turned on. When you insert the VEEV ONE™ pod, the Status Lights will turn on slowly. You can use your VEEV ONE™ device.



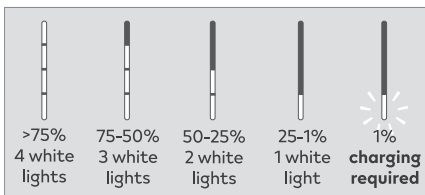
TURN OFF

Press and hold the Button (3-4 seconds) until the Status Lights ramp-down slowly; then release the Button.



RESET

Press the Button (10 seconds) until all of the Status Lights blink 3 times to confirm the RESET; then release the Button.



BATTERY LEVELS

Short press the Button, the Status Lights will turn on to indicate the battery level.

When the battery is equal or lower than 1%, the lowest Status Light blinks 5 times. Your VEEV ONE™ device should not be used until it has been recharged.



LOW LIQUID DETECTION

The upper Status Light will blink 5 times. Your VEEV ONE™ device can not be used. Replace the pod to continue using your VEEV ONE™ device.



PUFF LENGTH DETECTION

If your device stopped working and the lowest Status Light blinks 2 times it indicates a puff that was longer than 5 seconds. You can continue using your VEEV ONE™ device.



ERROR NOTIFICATION

The bottom Status Light will blink **RED** 2 times to indicate an error. Change the pod and, if the error persists, RESET your VEEV ONE™ device.



This is the safety alert symbol. It is used to alert you to potential physical injury hazards.

SAFETY WARNINGS AND INSTRUCTIONS

PLEASE READ ALL SAFETY WARNINGS AND INSTRUCTIONS BEFORE USE TO AVOID INJURY.

These safety warnings and instructions cannot cover all possible conditions that could occur and users should exercise care and caution.

KEEP THESE SAFETY WARNINGS AND INSTRUCTIONS FOR FUTURE REFERENCE AS THEY CONTAIN IMPORTANT INFORMATION.

These Safety Warnings and Instructions are applicable to VEEV ONE™ device and pod.

See www.veev-vape.com for any updates to these Safety Warnings and Instructions.

INTENDED USERS

- This product is for adult use only. Children and adolescents should never use this product.
- This product is for adults who would otherwise smoke or use nicotine products.
- This product should not be used by persons with reduced physical, sensory or mental capabilities or lack of knowledge unless they have been given supervision or instruction to use the product in a safe way and understand the hazards involved.

NICOTINE

- This product contains nicotine which is a highly addictive substance.
- This product is not risk-free. The best way to reduce nicotine-related health risks is to quit nicotine use altogether.
- Some users may experience side effects including: abdominal pain, cough, dizziness, dry mouth, headache, malaise, nasal stuffiness, nausea, mouth irritation, throat irritation, vomiting.
- Nicotine-containing products should not be used by people who have or are at risk of heart diseases, are diabetic, are epileptic, or are experiencing seizures.
- Nicotine-containing products should not be used during pregnancy or while breast-feeding. If you are pregnant, breast-feeding or think you may be pregnant, you should quit nicotine use altogether.

- Switching to this product or other nicotine-containing products may require the adjustment of the dosing of certain medicines (e.g. theophylline, clozapine, ropinirole).
- If you have questions about whether you should use this product given an existing health condition, you should consult a health care professional.

IMPORTANT SAFETY INFORMATION

WARNING **CHOKING AND INGESTION HAZARD**

- Keep this product out of reach of children and pets at all times.
- **CHOKING HAZARD** — This product and its accessories contain small parts.
- **INGESTION HAZARD** — If e-liquid is ingested, rinse mouth and seek medical attention immediately due to risk of nicotine intoxication.

WARNING **ELECTRICAL HAZARDS**

Failure to follow these Safety Warnings and Instructions could result in fire, explosion, electric shock, injury, or damage to the product or other property:

- Do not use this product where the use of electronic devices is prohibited.
- Do not charge or use this product or accessories if damaged, tampered with or broken.
- Do not use this product if its battery appears to be leaking.
- Only charge this product indoors, using Safety Extra Low Voltage with a 5V; 2A output.
- Use a certified Power Adaptor and Charging Cable from a reputable source. Refer to the 'Technical Data' section for Charging Cable and Power Adaptor compatibility details. Please contact Customer Care for any further enquiry.
- Do not use, charge, or store this product in places with high temperatures (such as inside a car in summer, or near heat sources such as radiators or fireplaces).
- Do not use this product where flammable materials, liquids or gases are present.
- This product and its accessories should not be exposed to any liquid. Do not touch them if they become wet or have been immersed in any liquid.
- Do not clean the device while on. Do not use cleaning agents on this product.
- Clean the USB charging port periodically to avoid accumulation of foreign matters (such as dust particles)

and inspect USB port for foreign materials before using USB connector.

- Handle with care. Do not drop this product or subject it to strong shock.
- This product contains no user-serviceable parts. Do not attempt to open, modify, service, disassemble or repair any component of this product or to replace any of the components or batteries.
- Do not use this product if it has been exposed to excessive cold, heat, or moisture.
- Do not touch this product or its accessories if they overheat, spark, fume, ignite, or burn. If applicable and possible, use caution to shut off or disconnect power supply.
- Never dispose of this product and its accessories with other household waste, as they may enter in contact with water and/or other liquid.



WARNING

BATTERY RISKS

This product is powered with sealed Lithium-ion (Li-ion) batteries. If you notice that battery fluid leaks, follow these precautions:

- If fluid from leaked battery is swallowed, seek medical attention immediately. Do not induce vomiting or ingest food or drink.
- If vapor from leaked battery is inhaled, get fresh air and seek medical attention as needed.
- If fluid from battery is in contact with skin, wash the affected area, including hands and do not touch eyes.
- If fluid from leaked battery is in contact with eyes, immediately flush with clean running water for at least 15 minutes and seek medical attention immediately.



WARNING

IRRITATION RISK

Avoid e-liquid contact with skin and eyes. In the event of:

- Skin contact: wash immediately with soap and water.
- Eye contact: rinse carefully with water for several minutes.
- Contaminated clothing: wash before reuse.



CAUTION

ALLERGIC REACTION RISK

- Using this product could cause an allergic reaction, such as swelling of the face, lips, tongue, gums, throat, or body, difficulty breathing, or wheezing.

- Stop using this product and seek medical attention immediately if you experience any of the symptoms above as they may indicate a serious allergic reaction.

USAGE AND STORAGE

- Only use VEEV ONE™ pods specifically designed for this product. Never use this product with other pods. Doing so may cause injury or damage your device.
- Do not modify or attempt to refill pods in any way or add any substance to the pods. Doing so may cause injury or damage your device.
- Use pods promptly once removed from original packaging.
- Store in a dry and clean place at room temperature.
- It is recommended to operate this product in temperatures between $>0^{\circ}\text{C}/<30^{\circ}\text{C}$ and avoid rapid temperature changes.
- For an optimal experience and due to risk of leakage, only use this product in an upright orientation.
- Droplets or traces of liquid may appear during usage, storage, or unpacking of pods. Should you see droplets or traces of liquid on a pod or device, without signs of leakage, carefully and thoroughly wipe the residue before use with a dry cloth (including the mouthpiece and contacts). Do not use the pod if it is actively leaking, or if any droplets or traces of liquid reappear after cleaning.
- Do not use this product if the pod appears to be damaged, tampered with, broken, or leaking.
- Due to risk of the pods leaking with altitude changes, it is not recommended to fly with pods that have been removed from packaging or have been partially used.

REPORTING OF ADVERSE EVENTS OR INCIDENTS

- If you experience any unwanted health effect when using this product, consult a health care professional.
- You can report any adverse event or incident directly by contacting your local Customer Care. By reporting side effects, you can help provide more information on the safety of this product.
- For more information, please go to www.veev-vape.com.

TECHNICAL DATA


Model M0016

Battery type: Li-ion Rechargeable Battery

Input: 5 V  2 A

Compatible Power Adaptor Information (not included in the box)

Model: S52A21, S21A20, S21A22, S21A23, S21A25, S21A27, S00120, S00121, S00122, S00123, S00125, S00126, S82A40, S82A41, S82A42, S82A43, S82A45, S82A46

Input: 100 V-240 V~ 50/60 Hz 0.3 A
Output: 5 V  2 A

Compatible Charging Cable Information (not included in the box)

Type C to type C

Type A to type C

INFORMATION FOR DISPOSAL

Valid across European Union, EEA and UK



This symbol on the product or on its packaging indicates that this product and its individual parts (including batteries) must not be disposed of with your other household waste. Instead, it is your responsibility to dispose of your waste equipment by bringing it to a designated collection point for the recycling of waste electrical and electronic equipment. In addition, waste batteries can be returned free of charge at the point of sale. The separate collection and recycling of your waste equipment (including batteries) at the time of disposal will help to conserve natural resources and ensure that it is recycled in a manner that protects human health and the environment. Disposing of waste equipment as unsorted municipal waste (e.g., by waste incineration or land filling) can have negative effects on the environment and human health. For more information about where you can drop off your waste equipment for recycling, please contact your local city office, your local household waste disposal service or the shop where you purchased the product. The local importer of the product will provide for the financing of the treatment and recycling of waste equipment returned through these designated collection points in accordance with local requirements.

BATTERY REMOVAL INSTRUCTIONS (FOR DISPOSAL AND RECYCLING)

Batteries must not be removed by the consumer. At end of product life, only an authorized recycler may safely remove batteries by following the steps below.

MODEL M0016:

- 1: Check the voltage. The Device should be fully discharged before disassembling it.
- 2: Remove the half module from housing by pushing it from USB port.
- 3: Cut 2 electrical wires from rigid PCBA.

4: Remove 4 screws that hold PCBA.

5: Remove PCBA.

6: Take out battery by lifting it up.

CONFIRMATION OF COMPLIANCE

Designed and manufactured under the authority of
Philip Morris Products S.A., Quai Jeanrenaud 3, 2000
Neuchâtel, Switzerland.

Importer: Philip Morris Limited, PO Box 67731, London, W6 6FS.

© 2025 Copyright Philip Morris Products S.A.



