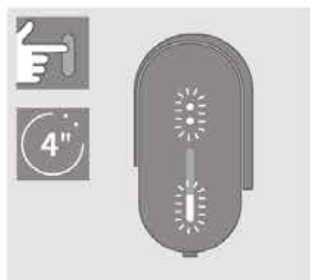


Getting Started



TURN ON

Press and hold Pocket Charger Button for 4 seconds, then release; Pocket Charger Status Lights and Holder Status Lights will turn on slowly.



CHARGE HOLDER

Insert Holder into the Pocket Charger, then close wrap to charge.

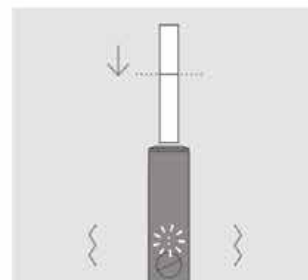
Holder Status Light will show Holder battery level.

How to use your IQOS ILUMA PRIME™



CHARGE POCKET CHARGER

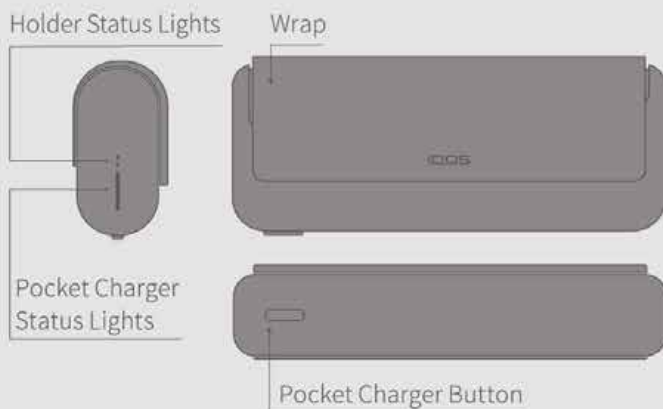
Before first use, fully charge your device with Power Adaptor and Charging Cable. (approx. 135 min.)



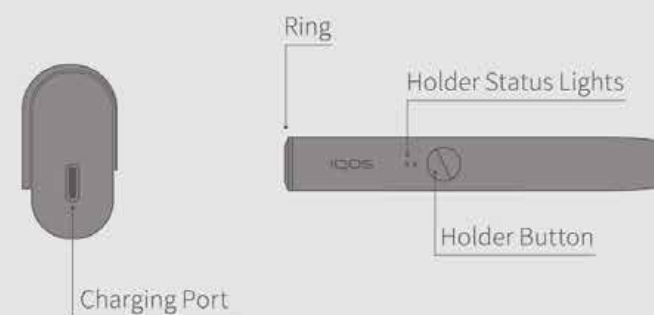
1. INSERT SMARTCORE STICK™

Insert the SMARTCORE STICK™ to the line on filter until Holder vibrates and Light(s) pulse(s). Heating starts automatically, or by pressing button for 1 second.

IQOS ILUMA PRIME™ POCKET CHARGER



IQOS ILUMA™ HOLDER



IQOS ILUMA™ is compatible only with SMARTCORE STICKS™



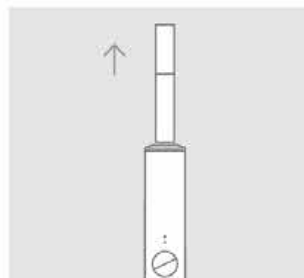
2. BEGIN USE

Start using once Holder vibrates and Lights stay fixed.



3. NEARLY COMPLETE

To signal the last 30 seconds or last 2 puffs, Holder will vibrate with Light(s) pulsing white.



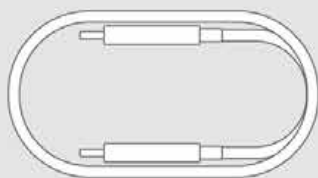
4. REMOVE SMARTCORE STICK™

Remove used SMARTCORE STICK™ and dispose as per Safety Warnings and Instructions.




5. RECHARGE HOLDER

Insert the Holder in the Charger for recharging.



Charging Cable



Power Adaptor



For the **full user guide**,
Customer Care and
Extended support services
for IQOS users, visit

www.iqos.com/myiqos

FEATURES AND SETTINGS

Can be turned on or off
with the IQOS app*.

Please register by scanning
QR code or log in on
www.iqos.com/iluma
and follow the instructions.

* IQOS app may not be available in
your country.

Quick Tips



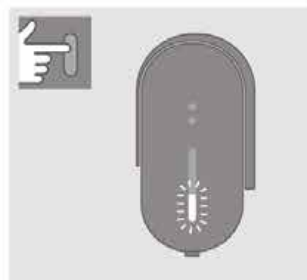
CHECK HOLDER STATUS

Tilt Holder towards you or short press button, Holder Lights indicate Holder battery level.



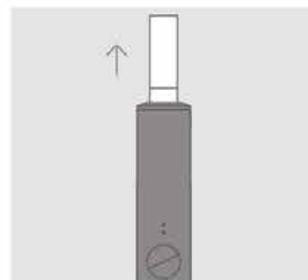
CHECK HOLDER STATUS ON THE POCKET CHARGER

Short Press Pocket Charger Button. Holder Status Light will turn on.



CHECK POCKET CHARGER STATUS

Short Press Pocket Charger Button. Pocket Charger Status Lights will turn on to indicate battery level.



AUTOSTOP

During use, the experience will stop if the SMARTCORE STICK™ is moved, or removed from the Holder.




LIGHT BLINKS YELLOW

Battery depleted, need to charge.



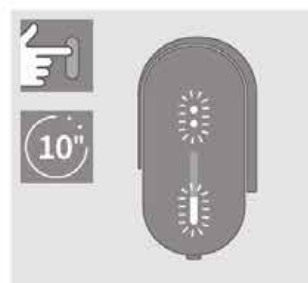
LIGHTS BLINK WHITE TWICE

IQOS ILUMA PRIME™ is outside operating temperature range (0°C~40°C).



LIGHT BLINKS RED

Reset Pocket Charger. If red light blinking persists, contact Customer Care.



TO RESET

Place Holder in Pocket Charger and press Button for 10 seconds then release. All Status Lights will turn OFF, and turn ON, to confirm a RESET.

IQOS
ILUMA



This is the safety alert symbol. It is used to alert you to potential physical injury hazards.

ENGLISH

SAFETY WARNINGS AND INSTRUCTIONS

PLEASE READ ALL SAFETY WARNINGS AND INSTRUCTIONS BEFORE USE TO AVOID INJURY.

These safety warnings and instructions cannot cover all possible conditions that could occur and users should exercise care and caution.

KEEP THESE SAFETY WARNINGS AND INSTRUCTIONS FOR FUTURE REFERENCE AS THEY CONTAIN IMPORTANT INFORMATION.

These Safety Warnings and Instructions are applicable to IQOS ILUMA™ and IQOS ILUMA PRIME™.

Intended Users

- IQOS ILUMA™ and IQOS ILUMA PRIME™ are for adult use only.
- IQOS ILUMA™, IQOS ILUMA PRIME™ and SMARTCORE STICKS™ are for adults who would otherwise continue to use tobacco or nicotine-containing products.
- Children and adolescents should never use IQOS ILUMA™, IQOS ILUMA PRIME™ or SMARTCORE STICKS™ under any circumstances.
- This product should not be used by persons with reduced physical, sensory or mental capabilities or lack of knowledge unless they have been given supervision or instruction to use the product in a safe way and understand the hazards involved.

Tobacco and Nicotine

- SMARTCORE STICKS™ contain nicotine, which is addictive.
- IQOS ILUMA™, IQOS ILUMA PRIME™ and SMARTCORE STICKS™ are not risk-free. The best way to reduce tobacco-related health risks is to quit tobacco and nicotine use altogether.
- Nicotine is naturally present in the tobacco used in SMARTCORE STICKS™.
- Some users may experience abdominal pain, chest pain, choking sensation, cough, difficulty breathing, dizziness, dry mouth, dry throat, gingivitis, headache, malaise, nasal stuffiness, nausea, mouth irritation, palpitations, throat irritation, and vomiting.
- Nicotine-containing products should not be used by people who have or are at risk of heart diseases, are diabetic, or are epileptic or are experiencing seizures.
- Nicotine-containing products should not be used during pregnancy or while breast-feeding. If you are pregnant, breast-feeding or think you may be pregnant, you should quit tobacco and nicotine use altogether.

- Stopping smoking or switching to IQOS ILUMA™ or IQOS ILUMA PRIME™ and SMARTCORE STICKS™ or other nicotine-containing products may require the adjustment of the dosing of certain medicines (e.g. theophylline, clozapine, ropinirole).
- If you have questions about whether you should use IQOS ILUMA™, IQOS ILUMA PRIME™ or SMARTCORE STICKS™ given an existing health condition, you should consult a health care professional.

⚠ IMPORTANT SAFETY INFORMATION

⚠ WARNING Choking, Ingestion and Handling Hazard

- Keep IQOS ILUMA™, IQOS ILUMA PRIME™ and SMARTCORE STICKS™ out of reach of children and pets at all times.
- CHOKING HAZARD — SMARTCORE STICKS™ contain small metal parts with sharp edges.
- INGESTION HAZARD
 - Swallowed SMARTCORE STICKS™ can cause serious injury to internal organs due to small metal parts with sharp edges.
 - Swallowed SMARTCORE STICKS™ can pose a risk of nicotine intoxication.
 - If SMARTCORE STICKS™ are swallowed, seek medical attention immediately.
- HANDLING HAZARD — Do not take apart SMARTCORE STICKS™ as they contain small metal parts with sharp edges. Always dispose of SMARTCORE STICKS™ immediately after use according to local waste disposal regulations.

⚠ WARNING Electronic and Battery Hazards

Electrical Risks

Failure to follow these Safety Warnings and Instructions could result in fire, explosion, electric shock, injury, or damage to the product or other property:

- Only Intended Users should use IQOS ILUMA™ and IQOS ILUMA PRIME™.
- Do not use IQOS ILUMA™ or IQOS ILUMA PRIME™ where the use of electronic devices is prohibited.
- Do not charge or use IQOS ILUMA™, IQOS ILUMA PRIME™ or accessories if damaged, tampered with or broken.
- Do not use IQOS ILUMA™ or IQOS ILUMA PRIME™ if the battery appears to be leaking.
- Only charge IQOS ILUMA™ and IQOS ILUMA PRIME™ indoors, as indicated by symbol

- using a manufacturer-approved Charging Cable (supplied in the box) and Power Adaptor (supplied in the box), for charging purposes. Do not use accessories not approved by manufacturer. Refer to 'Technical Data' section and www.iqos.com for details applicable to the mobility kit you purchased.
- This product must only be charged using Safety Extra Low Voltage. Refer to the Technical Data section of this User Guide for details.
 - Do not use, charge, or store IQOS ILUMA™ or IQOS ILUMA PRIME™ in places with high temperatures (such as inside a car in summer, or near heat sources such as radiators or fires).
 - Do not use IQOS ILUMA™ or IQOS ILUMA PRIME™ where flammable materials, liquids and gases are present.
 - IQOS ILUMA™, IQOS ILUMA PRIME™, Power Adaptor and Charging Cable should not be exposed to any liquid. Do not touch them if they become wet or have been immersed in any liquid.
 - Do not clean the device with any cleaning agent.
 - Clean the USB charging port of the IQOS ILUMA™ and IQOS ILUMA PRIME™ periodically to avoid accumulation of foreign matters (such as dust particles), and inspect USB port for foreign materials before using USB connector.
 - Handle with care. Do not drop IQOS ILUMA™ or IQOS ILUMA PRIME™ or subject them to strong shock.

- This product contains no user-serviceable parts. Do not attempt to open, modify, service, disassemble or repair any component of IQOS ILUMA™ or IQOS ILUMA PRIME™ or to replace any of the components or batteries.
- IQOS ILUMA™ and IQOS ILUMA PRIME™ Pocket Charger and Holder are not compatible with previous IQOS generations (IQOS 2.4, IQOS 2.4 PLUS, IQOS 3, IQOS 3 DUO). Do not attempt charging IQOS ILUMA™ or IQOS ILUMA PRIME™ Holder in any previous IQOS generation Pocket Charger. Do not attempt to charge any previous IQOS generation Holder in IQOS ILUMA™ or IQOS ILUMA PRIME™ Pocket Charger.
- Do not use this product if it has been exposed to excessive cold, heat or moisture.
- Do not touch IQOS ILUMA™ or IQOS ILUMA PRIME™ and/or their accessories if they overheat, spark, fume, ignite, or burn. If applicable and possible, use caution to shut off or disconnect power supply.
- Do not attempt to insert any object in the heating chamber other than SMARTCORE STICKS™.
- Device can only be operated >0°C/<40°C.
- SMARTCORE STICKS™ are single use only and should never be re-used, lit with a match, lighter or any other flame source.

Battery Risks

IQOS ILUMA™ and IQOS ILUMA PRIME™ are powered with sealed Lithium-ion (Li-ion) batteries. Under normal conditions of use, the battery is sealed. If you notice that battery fluid leaks, follow these precautions:

- If fluid from leaked battery is swallowed, seek medical attention immediately. Do not induce vomiting or ingest food or drink.

- If fluid from leaked battery is inhaled, get fresh air and seek medical attention.
- If fluid from battery is in contact with skin, wash the affected area, including hands and do not touch eyes.
- If fluid from leaked battery is in contact with eyes, immediately flush with clean running water for at least 15 minutes and seek medical attention.

CAUTION Hot Aerosol Risk

- When using IQOS ILUMA™ or IQOS ILUMA PRIME™ under hot and humid weather conditions, the water in the aerosol makes the aerosol temperature feel very hot.
- To help avoid this sensation, store SMARTCORE STICKS™ in a clean, dry, and cool place. Do not expose product to high humidity conditions or direct sunlight.
- Do not use SMARTCORE STICKS™ that have been exposed to excessive heat or moisture.
- Do not remove SMARTCORE STICK™ while in use.
- If you experience discomfort, stop using the product and contact a health care professional.

CAUTION Allergic Reaction Risk

- Using IQOS ILUMA™ or IQOS ILUMA PRIME™ could cause an allergic reaction, such as swelling of the face, lips, tongue, gums, throat, or body, difficulty breathing, or wheezing.
- Stop using IQOS ILUMA™ and IQOS ILUMA PRIME™ and seek medical attention immediately if you experience any of the symptoms above as they may indicate a serious allergic reaction.

Use of SMARTCORE STICKS™

- Only use IQOS ILUMA™ and IQOS ILUMA PRIME™ with SMARTCORE STICKS™ specifically designed for IQOS ILUMA™ and IQOS ILUMA PRIME™ devices.
- Never use IQOS ILUMA™ or IQOS ILUMA PRIME™ with a cigarette or similar products.
- Do not use SMARTCORE STICKS™ with previous IQOS device generations (IQOS 3 DUO™ or earlier).
- Do not modify SMARTCORE STICKS™ in any way or add any substance to SMARTCORE STICKS™. Doing so may cause injury.

Storage

- Device must be stored in a clean, dry, and cool place. Do not store in temperatures above 60°C.
- Store in a place inaccessible to children.

Reporting of adverse events or incidents


- If you experience any unwanted health effect when using IQOS ILUMA™, IQOS ILUMA PRIME™ and/or SMARTCORE STICKS™, consult a health care professional.
- You can report any adverse event or incident directly by contacting your local Customer Care (details can be found in the Customer Care & Warranty booklet). By reporting side effects, you can help provide more information on the safety of this product.
- For more information please go to www.iqos.com

TECHNICAL DATA


Holder:


IQOS ILUMA™ and IQOS ILUMA PRIME™
Model C1402
Battery type: Li-ion
rechargeable battery
Input: 5 V  1.6 A

Pocket Charger:


IQOS ILUMA PRIME™
Model C1502
Battery type: Li-ion
rechargeable battery
Input: 5 V  2 A
Bluetooth® 5.0

Pocket Charger:

IQOS ILUMA™
Model M0001
Battery type: Li-ion
rechargeable battery
Input: 5 V  2 A
Bluetooth® 5.0

The IQOS ILUMA™ and IQOS ILUMA PRIME™ Pocket Chargers are marked with the symbol  followed by "SxxAxx," which indicates the IQOS ILUMA™ and IQOS ILUMA PRIME™ Pocket Chargers can only be charged using one of the approved Power Adaptor models listed below.

Power Adaptor:

Model: S52A21, S21A20, S21A22, S21A23, S21A25, S21A27, S82A40, S82A41, S82A42, S82A43, S82A45, S82A46
Input: 100 V-240 V~50-60 Hz 0.3 A
Output: 5 V  2 A
Output power: 10.0 W
Average active efficiency: 79.0%
No load power consumption: <0.09 W

Use with Charging Cable

INFORMATION FOR DISPOSING OF IQOS ILUMA™ AND IQOS ILUMA PRIME™

Valid across European Union and EEA



This symbol on the product or on its packaging indicates that this product and its individual parts (including batteries) must not be disposed of with your other household waste. Instead, it is your responsibility to dispose of your waste equipment by bringing it to a designated collection point for the recycling of waste electrical and electronic equipment. In addition, waste batteries can be returned free of charge at the point of sale. The separate collection and recycling of your waste equipment (including batteries) at the time of disposal will help to conserve natural resources and ensure that it is recycled in a manner that protects human health and the environment. Disposing of waste equipment as unsorted municipal waste (e.g. by waste incineration or land filling) can have negative effects on the environment and human health. For more information about where you can drop off your waste equipment for recycling, please contact your local city office, your local household waste disposal service or the shop where you purchased the product. The local importer of the product will provide for the financing of the treatment and recycling of waste equipment returned through these designated collection points in accordance with local requirements.

BATTERY REMOVAL INSTRUCTIONS (FOR DISPOSAL AND RECYCLING)

Batteries must not be removed by the consumer. At end of product life, only an authorized recycler may safely remove batteries by following the steps below.

IQOS ILUMA PRIME™ Pocket Charger (Model C1502):

- Step 1: The device should be fully discharged before disassembling it.
- Step 2: Remove/peel off the rubber pad from the Pocket Charger Cosmetic Cover.
- Step 3: Remove the 2 screws.
- Step 4: Remove Cosmetic Cover by sliding and wiggling vertically slowly away from Metal Housing, then remove the 2 screws of the frame.
- Step 5: Detach all Flexible Printed Circuits and connector to remove the charger Printed Circuit Board.
- Step 6: Remove battery by tilting it up and dispose of according to local regulations.

IQOS ILUMA™ Pocket Charger (Model M0001):

- Step 1: The device should be fully discharged before disassembling it.
- Step 2: Remove Cosmetic Door Cover with fingers.
- Step 3: Open door and unscrew bottom and top screw.
- Step 4: Remove Charger Housing.
- Step 5: Unscrew the electronic circuit board (1 screw only).
- Step 6: Unplug battery connector on the circuit board. Do not cut battery wires.
- Step 7: Remove battery by tilting it up and dispose of according to local regulations.

IQOS ILUMA™ and IQOS ILUMA PRIME™ Holder (Model C1402):

- Step 1: The device should be fully discharged before disassembling it.
- Step 2: Open the Ring.
- Step 3: Open the retainer cap, slide out the assembly out from housing.
- Step 4: De-solder the battery tab and lifted it up.
- Step 5: Remove battery and dispose of according to local regulations.

Confirmation of Compliance

Hereby, Philip Morris Products S.A. declares that IQOS ILUMA™ and IQOS ILUMA PRIME™ are in compliance with the essential requirements and other relevant provisions of Directive 2014/53/EU. The official Declaration of Conformity may be found at: www.pmi.com/declarationofconformity
IQOS ILUMA™ and IQOS ILUMA PRIME™ operate within 2.402 – 2.480GHz frequency band with a maximum RF output power below 10.0 dBm.

This device complies with the RF exposure limits and has been evaluated in compliance with portable exposure condition according to the EN 62311:2008.

Designed and manufactured under the authority of Philip Morris Products S.A., Quai Jeanrenaud 3, 2000 Neuchâtel, Switzerland.



The Bluetooth® word mark and logos are registered trademarks owned by the Bluetooth SIG, Inc. and any use of such marks by Philip Morris Products S.A. and its affiliates is under license. Other trademarks and trade names are those of their respective owners.

Further information regarding the firmware license for IQOS ILUMA™ and IQOS ILUMA PRIME™ is available at www.iqos.com.

Not all devices listed in these Safety Warnings and Instructions are included in this mobility kit.

© 2022 Copyright Philip Morris Products S.A.

IQOS ILUMA

ENGLISH

CUSTOMER CARE

Czech Republic

Freephone: 800 413 413
E-mail: contact.cz@iqos.com
Website: www.iqos.com
Address: Philip Morris
ČR a.s., Vítězná 1,
284 03 Kutná Hora

Hungary

Freephone: 06 80 888 222
E-mail: contact.hu@iqos.com
Website: www.iqos.com
Address: Philip Morris
Magyarország Kft.,
1085 Budapest, Kálvin tér 12.

Slovakia

Freephone: 0800 400 600
E-mail: contact.sk@iqos.com
Website: www.iqos.com
Address: Philip Morris
Slovakia s.r.o., Galvaniho
19045/19, 821 04 Bratislava

VOLUNTARY WARRANTY

The English version of the warranty is for information purposes only. Please note that the only legally binding version is the Czech version for Czech Republic, the Slovak version for Slovakia and the Hungarian version for Hungary.

Duration

The duration of this warranty, relevant to your country of purchase is as follows:

Czech Republic	12 months from the date of purchase
Hungary	12 months from the date of purchase
Slovakia	12 months from the date of purchase

What this warranty covers

The Philip Morris International entity listed under the heading of Customer Care will, at its option (but without affecting your statutory rights), repair or replace holder and/or charger of IQOS ILUMA™ branded products which are defective in terms of material or workmanship when used in accordance with the associated IQOS™ User Guide and which are subject to a valid voluntary warranty claim. If repair is not possible, replacement will be provided with a product or respective component of equivalent functionality. To the extent permitted by local law, the replacement color and/or model are subject to such color and/or model availability. The provisions of this warranty are only valid in the country of purchase.



What is excluded from this warranty

The following are excluded from the terms of this warranty: a) uninterrupted and error free functionality of the product; b) malfunction and/or damage caused by normal wear and tear or otherwise due to aging of this product; c) cosmetic damages (such as scratches, dents, broken plastic etc.) that do not impact the functionality of the product; d) damage caused by misuse, power surge, improper handling, liquid contact or fire; e) malfunction due to use with non-compatible product, manufactured either by Philip Morris International or third party manufacturers; f) damage or malfunction caused by attempt to open, modify (including modifications to the firmware) and repair, either by a user or by a service provider not accredited by the manufacturer; g) damage or malfunction caused by failure to use as described in the associated IQOS™ User Guide or in contravention of the firmware license agreement; h) product battery performance degradation. Batteries are consumable parts and their performance degradation and use over time is not a manufacturing or a workmanship defect and is excluded from this warranty*; i) product containing fully or partially non-genuine parts; j) product for which serial numbers have been removed or altered; k) any malfunctions caused by the firmware of the product, including where your product is not using the latest version of the firmware, unless these malfunctions have occurred due to a defect in materials or workmanship. Note that in accordance with the terms of the firmware license agreement (which is available on the website above for your relevant market), the firmware is provided "as-is," without any warranty; l) faults due to improper operation of "autostart" and/or "double tap" features* that do not impact the functionality of the product.

*For more information about battery performance or available features for your product, please consult www.iqos.com.

Information on how to make a claim

Before making a claim, please access and review the associated IQOS™ User Guide, and quick self-service support available on the website above for your relevant market.

To make a claim under this voluntary warranty, please contact your Customer Care number above for assistance or visit one of our service points. For the up-to-date list of service points, please refer to the website above for your relevant market.

Ensure that you have your proof of purchase to make a claim.

Registration of your product serial number and date of purchase on the website above for your relevant market is recommended for faster service, without presenting a proof of purchase. If you choose not to register your product, please ensure you have your proof of purchase before making a warranty claim. The warranty claim may be refused if the proof of purchase is not available, has been altered, or is illegible.

Where applicable, in the absence of the proof of purchase or product registration, the company reserves the right to voluntarily apply the warranty duration starting from the manufacturing date of product in question based on its own records.

Customer responsibilities for voluntary warranty support

When making a claim under this voluntary warranty, you must:

- Follow the support procedures specified by the service provider (problem determination, resolution, product return);
- In case of replacement, return the defective product as instructed by the service provider;

- In case of replacement, before returning the defective product, remove any customization accessories purchased separately from the product.

Other terms

Where an exchange takes place, then any replacement of the defective component becomes your property and the replaced component becomes the property of the entity which makes the exchange.

The replacement component or device may not be new, but it will be in good working condition and at least functionally equivalent to the original. The replacement of the defective device or component shall be warranted for the balance of the 12 months period remaining on the original product.

The information provided by you will be used as described in consumer privacy notice at www.pmiprivacy.com

Additional legal rights for consumers

The rights conveyed under this voluntary warranty are in addition and without prejudice to all rights and remedies provided by consumer protection laws in the country of purchase. In EU member states buyers are entitled by law to rights and remedies from the seller free of charge, at least two years, in respect to any defect existing at the time of delivery.